

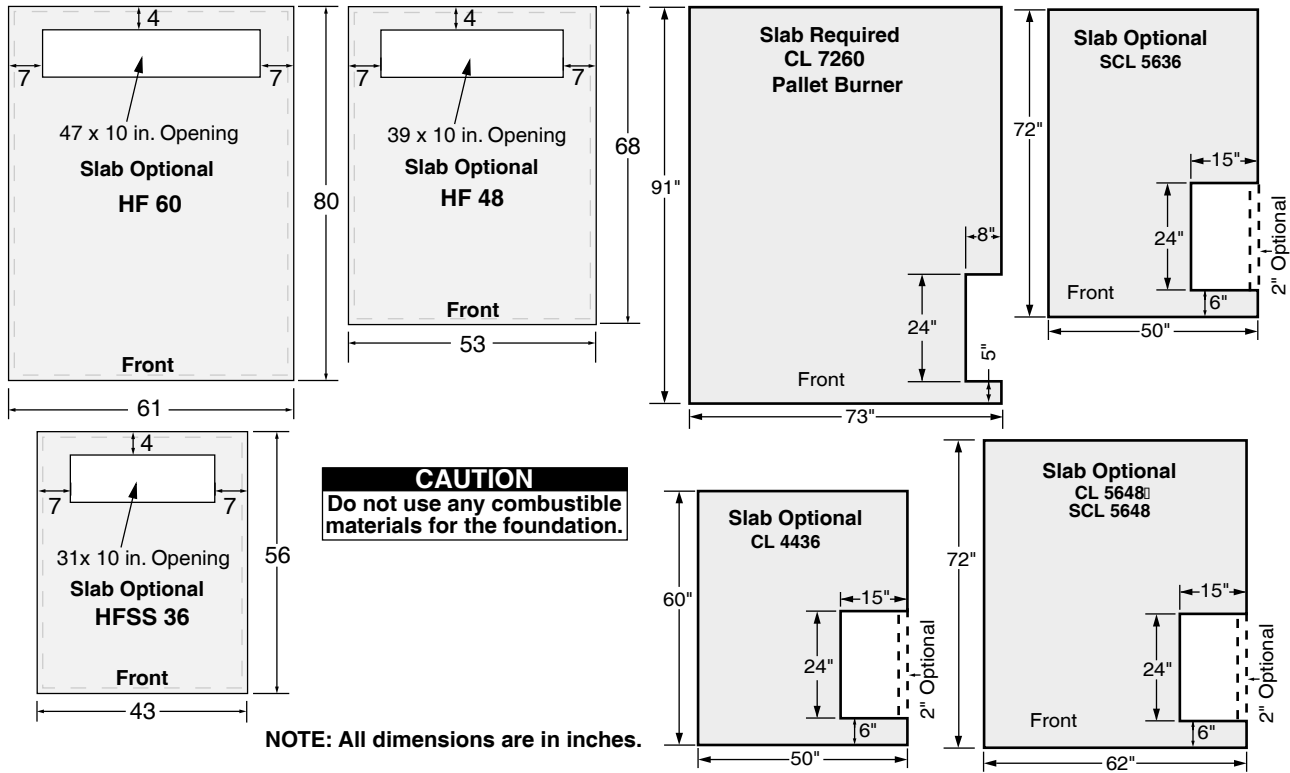
Central Boiler

Heating Accessories and Parts Catalog

**To place an order
use the dealer locator on our website:
www.centralboiler.com
or call for nearest dealer:
1-800-248-4681 or 218-782-2575**

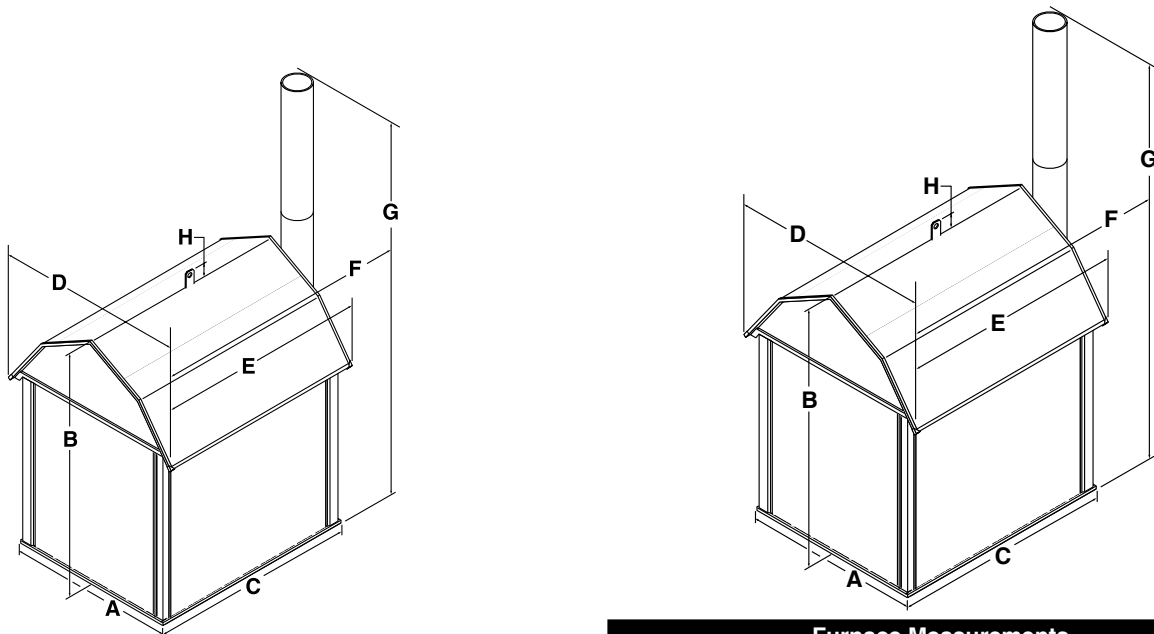
DIMENSIONS AND MEASUREMENTS

Foundation* Dimensions



Furnace must be installed on a non-combustible surface or foundation that incorporates an enclosure that will prevent supply and return lines from any possible exposure to sunlight, fire, or physical damage that may be caused by an occurrence outside the furnace enclosure. Foundation may consist of concrete, crushed rock, or patio blocks.

* Foundations dimensions are 3 in. larger than the furnace. When the furnace is centered on the foundation, an 1 1/2 in. of foundation will be present on all sides of the furnace.



Furnace Measurements								
	A	B	C	D	E	F	G	H
HFSS 36	40"	69"	53"	49"	55"	70"	141"	5"
HF 48	50"	78"	65"	58"	67"	79"	146"	5"
HF 60	58"	94"	77"	69"	79"	98"	150"	5"

Furnace Measurements								
	A	B	C	D	E	F	G	H
CL 4436	47"	80"	57"	54"	58"	69"	*149"	5"
CL 5648 & SCL 5648	59"	95"	69"	69"	70"	81"	*161"	5"
SCL 5636	47"	80"	69"	54"	70"	81"	*149"	5"
CL 7260 & Pallet Burner	70"	99"	88"	82"	91"	104"	*164"	5"

* Measurement (G) includes a standard 96" Chimney.

TABLE OF CONTENTS

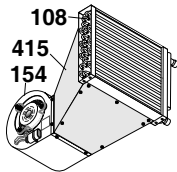
DIMENSIONS AND MEASUREMENTS	2
ALPHABETICAL INDEX	3
TABLE OF CONTENTS	3
WATER TO AIR HEAT EXCHANGER PRODUCTS -----	4
WATER TO AIR HEAT EXCHANGER PRODUCTS & PUMPS -----	5
PUMP ACCESSORIES, PEX TUBE, FITTINGS AND RELATED -----	6
INSULATION, MANIFOLDS & WATER TO WATER HEAT EXCHANGERS -----	7
SOLDERING MATERIALS, BUSHINGS, NIPPLES, UNIONS & PLUGS -----	8
ELBOWS, VALVES, MANIFOLDS, STRAINER, 1 1/4" PEX/FITTINGS -----	9
STATS, ZONE VALVES, CONTROLS & BASEBOARD ACCESSORIES -----	10
BASEBOARD ACCESSORIES & SWEAT FITTINGS -----	11
MAINTENANCE PRODUCTS & ACCESSORIES -----	12-13
ACCESSORIES, MAINTENANCE PARTS & ELECTRICAL -----	14
NUMERICAL PARTS INDEX -----	15
DEFINITIONS & COLOR CODES -----	16
SYSTEM DIAGRAMS -----	17-22
SAMPLE PARTS LIST & ORDER LIST -----	23

ALPHABETICAL INDEX

24 Volt Thermostat	10	Fan	4	PEX Elbow	6
24 Volt Transformer	10	Fan Blades	4	PEX Hanger	7
2-Way Zone Valve	10	Fan Center Relay	14	PEX Steel Clamp (crimp ring)	6
3 Way Valve, 3/4" FIP	9	Female Adapter	11	PEX Tee	6
3-Way Zone Valve	10	Female Adapter	7	PEX Tube Cutter	6
Street Elbow	9	Fin Comb	14	PEX Tube	9
Adjustable Aquastat	10	Fittings Kit	8	Photoelectric Eye	14
Air Handler Cabinet	5	Fixed Aquastat, 185°	10	Pipe Plug	8
Anti-Scald Mixing Valve	10	FlatPlate Heat Exchanger	7	Pipe Plug Wrench Set	8
Ash Rake	12	FlatPlate Mounting Bracket	7	Plenum	5
Ash Shovel	12	Floor Hydronic Heater	5	Plug-in Thermostat, 110 Volt	10
Ashtrol, 6.25 lbs	12	Flux (6 oz.)	8	Pool Aquastat	10
Automatic Vent Valve, 1/8" NPT	8	Fuse Holder	14	Power Inverter	14
Ball Valve	9	Fuses	14	Power Supply Cord, 32"	14
Baseboard Joiner	10	Fuse, 5 amp	13	Pump Flange Kit	6
Black Silicone, High Temperature	13	Grounding Rod Kit	14	Ratchet Crimp Tool, 1/2", 1"	6
Blower & Motor	4	Heat Exchange Coils	4	Recessed Wall Hydronic Heater	5
Brass 90° Street Elbow, 3/4"	9	Heat Exchanger, Shell & Tube	7	Reducer, 1" FTG x 3/4" C	11
Brass Ball Valve, 3/4", C x C	11	Hex Bushing	8	Reducing Elbow, 1" x 3/4", C x C	11
Brass Coupling, 1 1/4" Barb x Barb	9	High Limit Switch/Snap Disc	13	Reducing Tee, 1 1/2"x 1"x 1", C x C x C	11
Brass Elbow, 1 1/4" Barb x Barb	9	Hoe	12	Replacement Cartridges	6
Brass Hex Bushing	8	Hose Bib, 3/4"	8	Replacement Kit	12
Brass Male Adapter, 1 1/4" Barb x MIP	9	Hose Clamp, 1"	6	Rocker Switches	14
Brass Pipe Union	8	Hot Filter & Cartridge, 3/4" FIP	9	Selector Switch	14
Bronze Pump	5	Inner Pipe (Stainless)	12	Side Arm Heat Exchanger, 40"	8
Cabinet	4	Inside Corner	11	Sleeve Dispenser	7
Cartridge	9	Insulation, 30"x 4'	12	Sludge Conditioner, 1 Gal.	12
Central PEX® 1/2" Tube	6	Isolation Flange Kit, 3/4"	6	Socket, 5A	13
Central Therm® Insulation	7	Kickspace Hydronic Heater	5	Solder	8
Central Therm® Sleeve	7	LED Temperature Display	14	Solenoid	13
CentralFlex™	7	Lens	14	Spark Arrestor	12
Chimney Kit	12	Light Bulb	14	Stainless Steel Reducer	12
Cleaning Brush	8	Light Switch	13	Stainless Chimney	12
Clip	13	Line Voltage Thermostat, 110 Volt	10	Street Elbow, 1" FTG x C	11
Complete Baseboard	11	Linkage	13	Sulfuric Acid	12
Contact Block	14	Litmus Paper	12	Swing Check Valve	9
Copper Cap	11	Louvers	4	Taco Pumps	5
Corrosion Inhibitor	12	Male Adapter, 3/4" x 3/4", C x MIP	11	Tee	11
Coupling	11	Manifold	9	Temp Gauge	13
Crimp Tool	6	Manifold w/o Valves	7	Temperature Sensing Wire	14
CSU Fan Convectur	5	Manifold w/Valves	7	Tempering Valve	10
Decoiler	12	Motor	4	Tile Tape	13
Digital Temperature Controller	14	Motor Frame	4	Time Delay Relay	14
Door Lock Kit	13	Nipple	8	Transformer	14
Door Seal Kit	13	Offset Tee	8	Transition	4
Door Seal Rope	13	O-Ring	6	Tube, 5/16"	13
Double Wall Side-Arm Heat Exchanger	7	Outer Pipe (Galvanized)	12	Valve, 1/4"	13
Draft Inducer	13	Outlet Conversion Receptacle	14	Vent Cap	13
Drain Coupling, 3/4", C x C	11	Outside Corner	11	Vent Elbow	11
Elbow	11	Permanganate	12	Wall Mount Hydronic Heater	5
Elbow, 1/4"	13	PEX Adapter	6	Water Test Kit	12
End Cap	7	PEX Coupling	6	Well, 1/2" NPT	10
End Caps	11	PEX Crimp Ring	6	Y-Strainer	9
				Zone Valve Replacement Head	10

WATER TO AIR HEAT EXCHANGER PRODUCTS & PUMPS

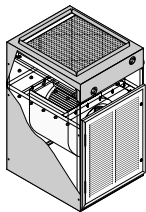
Space Heater 140,000 BTU



p/n Item
415 Plenum
154 Blower & Motor
108 Exchanger Coil

Space heater with transitional plenum for 1/4 HP fan to 140,000 BTU heat exchanger coil. Fan and heat exchanger coil are sold separately. Some assembly required.

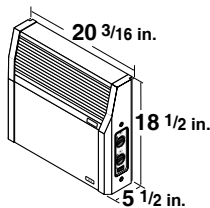
Air Handler Cabinet



p/n Size
301 100k-140k BTU
303 185k-220k BTU

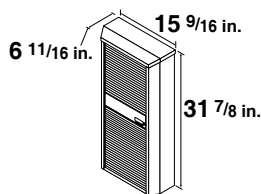
Blower and heat exchanger coil sold separately. Cabinet p/n 301 (36x20x23 in.) accepts heat exchanger coil p/n 106, 107, or 108 & uses 1/4 hp blower p/n 154. Cabinet p/n 303 (39x25x28 in.) accepts heat exchanger coil p/n 110 or 111 & uses 1 hp blower p/n 208. Door is capable of holding a filter. Filter not included. Some assembly required. If utilizing an existing 24 volt thermostat to control these blowers, a Fan Center Relay (p/n 515) must be used.

Wall Mount Hydronic Heater



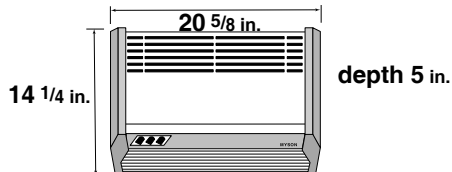
p/n Item
6776 Myson Lo-Line™ LL 6-4 wall mount, fan-forced, hydronic heater. 4,985-6,975 BTU/hr

Wall Mount Hydronic Heater



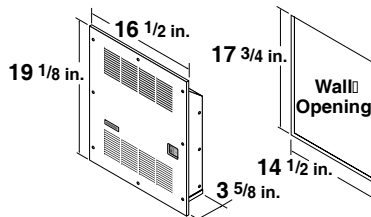
p/n Item
6778 Myson Slim-Line™ SL 16 wall mount, fan-forced, hydronic heater. 11,880-15,290 BTU/hr

Wall Mount Hydronic Heater



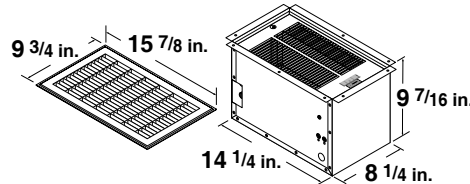
p/n Item
6777 Myson Hi-Line™ HL 7-4 wall mount, fan-forced, hydronic heater. 3,665-5,155 BTU/hr

Recessed Wall Hydronic Heater



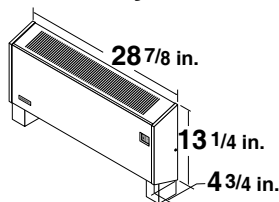
p/n Item
6774 Myson Whispa™ II Recessed Wall 5000 fan-forced, hydronic heater. 4,225-5,305 BTU/hr

Floor Hydronic Heater



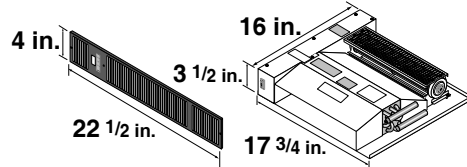
p/n Item
6775 Myson Whispa™ II Recessed Floor fan-forced, hydronic heater. 4,720-6,010 BTU/hr

Wall Mount Hydronic Heater



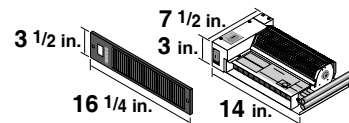
p/n Item
6779 Myson CSU™ 15M fan-forced, hydronic heater (optional legs included). 7,315-10,330 BTU/hr

Kickspace Hydronic Heater



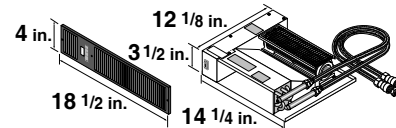
p/n Item
6773 Myson Whispa™ II Kickspace 9000 fan-forced, hydronic heater. 9,055-10,875 BTU/hr

Kickspace Hydronic Heater




p/n Item
6771 Myson Whispa™ 50 Kickspace fan-forced, hydronic heater. 2,760-3,165 BTU/hr

Kickspace Hydronic Heater



p/n Item
6772 Myson Whispa™ II Kickspace 5000 fan-forced, hydronic heater. Comes with hose kit. 4,730-6,185 BTU/hr

007 Series Taco Pumps

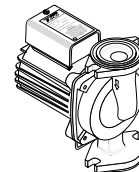


p/n Item Size
171 007
413 Priority Zoning 007

Size	HP	Amps	Watts Max.	Head-Volume
007	1/25	0.70	80.50	10 ft-20 GPM
007 Priority	1/25	0.70	81.65	10 ft-20 GPM

Taco 007 Circulation Pump (requires flange kit). Includes O-rings.

009 & 011 Series Taco Pumps




p/n Item Size
173 009
218 011

Size	HP	Amps	Watts	Max. Head-Volume
009	1/8	1.4	161	34 ft-8 GPM
011	1/8	1.76	230	30 ft-28 GPM

Taco 009 and 011 pumps both require flange kits. Includes O-rings.

Bronze Pump



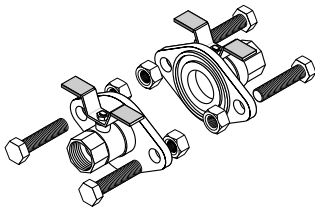
p/n Item Size
175 006

Size	HP	Amps	Watts Max.	Head-Volume
006	1/40	0.52	59.8	9 ft-10 GPM

Taco 006 Circulation Pump for domestic water systems (3/4" Sweat, no flange required).

PUMP ACCESSORIES, PEX TUBE, FITTINGS AND RELATED

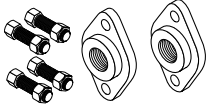
Isolation Flange Kit



p/n	Size
223	3/4"

3/4" Isolation Pump Flange (valved flange body). Includes (2) flanges, nuts and bolts. Full port.


Pump Flange Kit



p/n	Size
119	3/4"
194	1"
1272	1 1/4"

Set of 2 FIP pump flanges. One set used with each pump. (p/n 119 is used in most installations).

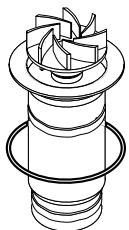
O-Rings



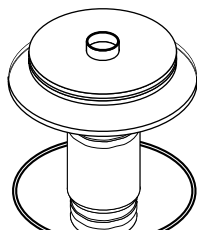
p/n	532
-----	-----

Set of 2 replacement flange O-Rings.

Replacement Cartridges



For 006, 007, □ and 012 Pumps

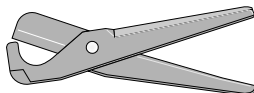


For 009 & 011 Pumps

p/n	Size
222	006
170	007
172	009
219	011
221	012

Replacement cartridges for Taco 006, 007, 009, 011, and 012 pumps (3 year warranty).

PEX Tube Cutter



p/n	195
-----	-----

Tool for cutting PEX tube up to 1" size.

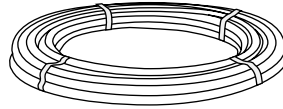
Central PEX® 1/2" Tube (Oxygen Barrier)



p/n	Size
1320	1/2" x 300'
1321	1/2" x 500'
1322	1/2" x 1000'

High density oxygen barrier x-link tube. Excellent for radiant floor heating. Rated for 185° at 100 psi.

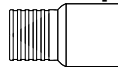
Central PEX® 1" Tube



p/n	Size
1311	1" x 100'
1312	1" x 200'
1313	1" x 300'
1314	1" x 500'

High density x-link tube. Rated for 185° at 100 psi.

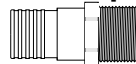
PEX Adapter



p/n	Size
1337	1/2" PEX x 1/2" C
1331	1" PEX x 1" C

Crimp adapter allows you to adapt copper pipe to CENTRAL PEX®.

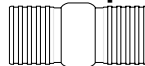
PEX Adapter



p/n	Size
1341	1/2" PEX x 1/2" MIP
1336	1/2" PEX x 3/4" MIP
1330	1" PEX x 3/4" MIP
1324	1" PEX x 1" MIP

Crimp adapter allows you to adapt threaded pipe to CENTRAL PEX®.

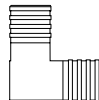
PEX Coupling



p/n	Size
1339	1/2"
1333	1"

Couple two CENTRAL PEX® tube ends together.

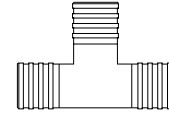
PEX Elbow



p/n	Size
1340	1/2"
1334	1"

90° elbow for CENTRAL PEX®.

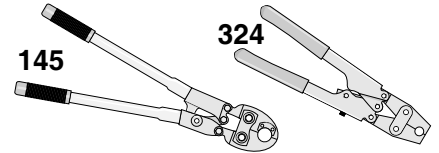
PEX Tee



p/n	Size
1338	1/2"
1332	1"

Tee for CENTRAL PEX®.

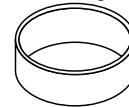
Crimp Tool



p/n	Size
324	1/2"
145	1"

Crimp tools for crimping rings (1/2" & 1") to connect crimp fittings to PEX tube.

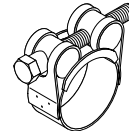
PEX Crimp Ring



p/n	Size
1342	1/2"
1335	1"

1" and 1/2" crimp rings for CENTRAL PEX®.

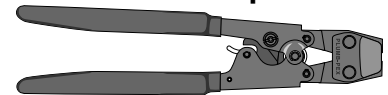
Hose Clamp



p/n	Size
5978	1"

1" stainless steel hose clamp.

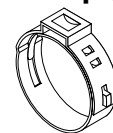
Ratchet Crimp Tool



p/n	Size
5925	1/2" & 1"

Tool crimps steel clamps (1/2" & 1") to connect crimp fittings to PEX tube.

PEX Steel Clamp (crimp ring)

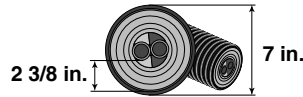


p/n	Size
5927	1/2"
5926	1"

1" and 1/2" steel clamps for CENTRAL PEX®. Must use crimp tool p/n 5925.

INSULATION, MANIFOLDS & WATER TO WATER HEAT EXCHANGERS

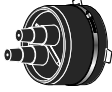
CentralFlex™



p/n	Size
244	100'
249	500'

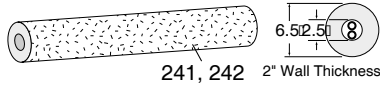
CentralFlex™ makes the installation quick and easy. Two Central PEX® tubes encased by multi-layer insulation and waterproof jacket.

End Cap



p/n 248
CentralFlex™ end cap. Includes end cap, gaskets, and clamp for a waterproof seal.

Central Therm® Insulation



p/n	Length
241	8'
242	4'

Closed cell, green polyethylene CENTRAL THERM® insulation (used to insulate water lines) comes in either 4 ft or 8 ft lengths.

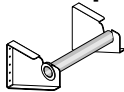
Central Therm® Sleeve



p/n	Size
524	100'
525	200'
526	300'
527	500'
672	800'

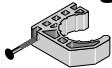
Central Therm Sleeve increases efficiency, especially in the Spring when ground water is high. Slips over Central Therm Insulation.

Sleeve Dispenser



p/n 506
Handy dispenser holds all roll lengths of Central Therm Sleeve.

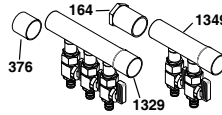
PEX Hanger



p/n	Size
293	1/2"
295	1"

Half moon, nail in pex tube hanger.

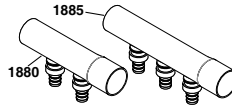
Manifold w/Valves (for 1/2" PEX)



p/n	Size
1349	2 Loop
1329	3 Loop
376	1" Copper Cap

1" copper (sweat) manifold with 1/2" barbed fittings; 2 or 3 loop. For radiant installations.

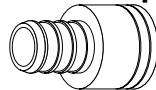
Manifold w/o Valves (for 1/2" PEX)



p/n	Size
1880	2 Loop
1885	3 Loop

1" copper (sweat) manifold with 1/2" barbed fittings; 2 or 3 loop. Used in radiant floor installations, does not come with valves or caps.

Female Adapter



p/n	Size
6679	1/2" Barb x 1/2" C

Adapter allows you to adapt copper pipe to high density Central PEX tube. Sweat end fits over copper pipe.

FlatPlate® Heat Exchanger

FP Units are 316L Stainless, copper brazed.

MPN Units are Marine grade Stainless, nickel brazed (for pools and hot tubs).



p/n	Ports	Size
5734	3/4 in.	FP5x12L-6
5735	1 in.	FP5x12L-16
5736	1 in.	FP5x12L-24
5744	1 1/4 in.	FP5x12L-30
5747	1 1/4 in.	FP5x12L-40

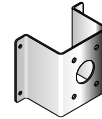
5738	1 in.	MPN5x12-10
5737	1 in.	MPN5x12-16
5814	1 1/4 in.	MPN5x12-20
5842	1 1/4 in.	MPN5x12-24
5769	1 1/4 in.	MPN5x12-30

p/n	Style	Item
6677	Threaded	Fittings Kit*
6678	Sweat	Fittings Kit*

Compact, high-performance, water to water, continuous flow heat exchanger (MPT ports). * Fittings Kit for domestic water heater using the FlatPlate (p/n 5734) exchanger.

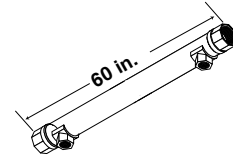
Heat always travels from warmer to cooler materials regardless of what mode of heat transfer carries it.

FlatPlate® Mounting Bracket



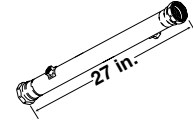
p/n 5807
Used to mount 5"x12" flat plate heat exchangers to a wall or similar surface.

Heat Exchanger, Shell & Tube



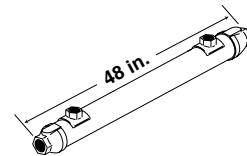
p/n 151
Size 60"
Water to water, continuous flow heat exchanger. (3/4" FIP side ports & 1 1/2" FIP end port). For boiler, pool or other high volume water heating.

Heat Exchanger, Shell & Tube



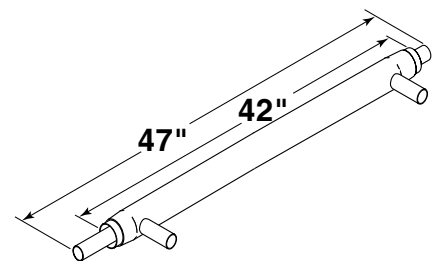
p/n 148
Size 27"
Water to water, continuous flow heat exchanger. (3/4" FIP side port & 1 1/2" FIP end ports). For hot tub and commercial water heater applications.

Heat Exchanger, Shell & Tube



p/n 177
Size 48"
Water to water heat exchanger. (1" FIP side port, 1 1/2" FIP end ports). Use with existing boiler or for swimming pools, etc.

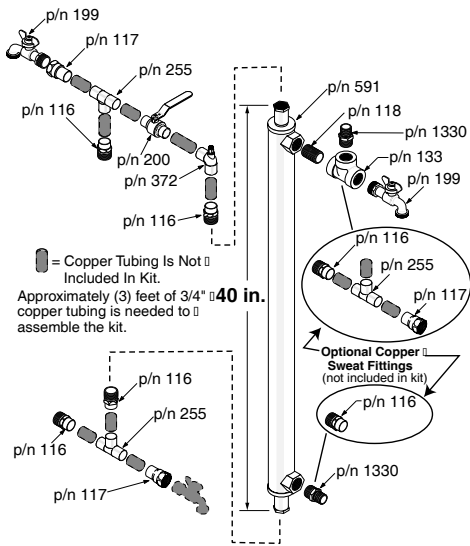
Double Wall Side-Arm Heat Exchanger



p/n 318
Size 42"
Water to water, domestic, double wall, side-arm heat exchanger with 3/4 in. C ports. Install on existing water heater for thermal circulating heat transfer.

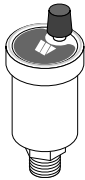
SOLDERING MATERIALS, BUSHINGS, NIPPLES, UNIONS & PLUGS

Side Arm Heat Exchanger



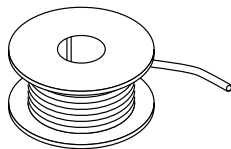
p/n 591 Size 40"
 2053 Fittings Kit
 40" water-to-water, domestic water heater kit. 3/4" FIP side and end ports. Install on existing water heater for thermal circulating transfer.

Automatic Vent Valve



p/n 286 Size 1/8" NPT
 Automatically vents air (used in pressurized systems only).


Solder & Soldering Flux



p/n 1325 Item Solder
 100 Flux (6 oz.)

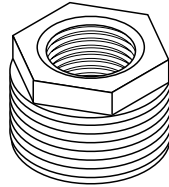
Low melting point solder for easier soldering. Soldering flux includes brush. Use for easier soldering of copper sweat fittings.

Cleaning Brush



p/n 378 Size 3/4"
 379 1"
 Brush for cleaning the inside of copper fittings.

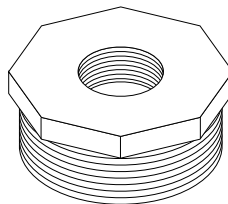
Hex Bushing



p/n	Size
388	1 1/4" x 3/4"
105	1 1/2" x 3/4"
412	1 1/4" x 1/2"
335	2" x 3/4"
325	3/4" x 1/2"
180	3/4" x 1/8"
408	1 1/2" x 1/4"

NPT bushing.

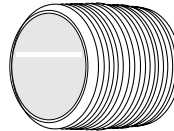
Brass Hex Bushing



p/n	Size
385	1 1/2" x 3/4"
3851	1 1/4" x 3/4"

Brass NPT reducing bushing.

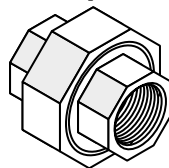
Nipple



p/n	Size
118	3/4" x Close
409	1 1/4" x Close
314	1 1/2" x Close
505	Brass 1 1/2" x Close
533	3/4" x 2"
534	3/4" x 7"
535	Brass 3/4" x 2"

MPT extra heavy nipples (p/n 118 is used by pumps and ball valves). Brass fittings must be used on stainless steel furnaces.


Brass Pipe Union



p/n	Size
5907	3/4"
5908	1"
5909	1 1/4"

FIP brass pipe union, suggested for use with FlatPlate heat exchanger installation.

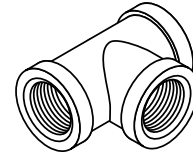
Hose Bib



p/n	Size
199	3/4"

3/4" MPT hose bib. (brass)

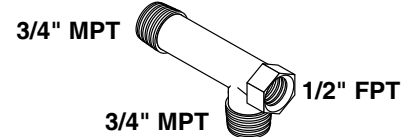
Tee



p/n	Size
133	3/4" NPT
3850	3/4" NPT (brass)

p/n 133 is a black iron pipe NPT 3/4" tee that can be used for vent option near pump. p/n 3850 is a brass NPT 3/4" tee that can be used in domestic water situations.

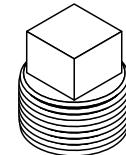
Offset Tee (4 in.)



p/n	Size
6727	Brass 3/4"

Can be used in conjunction with temp gauge (p/n 174) for monitoring furnace supply water temperature or may be used instead of p/n 533 & 274 on supply and/or return bung.

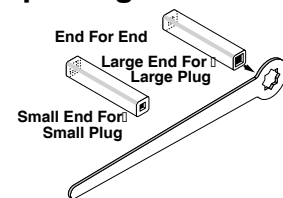
Pipe Plug



p/n	Size
331	3/4"
336	1 1/2"
383	1 1/4"
6557	Brass 1/2"

MPT pipe plug. (black iron pipe unless noted)

Pipe Plug Wrench Set

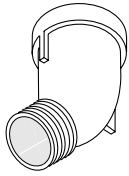


p/n	Size
5459	

Used to remove 1 1/4" and 3/4" pipe plugs from furnaces. Does not fit 1 1/2" pipe plugs.

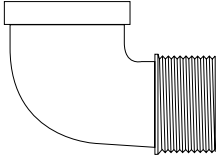
ELBOWS, VALVES, MANIFOLDS, STRAINER, 1 1/4" PEX/FITTINGS

3/4" 45° Street Elbow



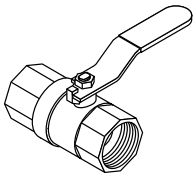
p/n 124 Size 3/4"
NPT 45° street elbow. (black iron pipe)

90° Street Elbow



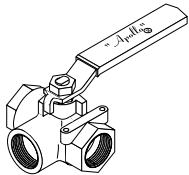
p/n 411 Size 1 1/4"
274 Size 3/4"
126 Brass 3/4"
90° street elbow. (black iron pipe unless noted)

Ball Valve



p/n 186 Size 1/2"
198 Size 3/4"
410 Size 1 1/4"
FIP ball valve (p/n 198 used on both sides of pump and on the furnace for each water line). (brass)

3 Way Valve




p/n 330 Size 3/4" FIP
3/4" FIP, manually operated 3-way valve. (brass)

Swing Check Valve



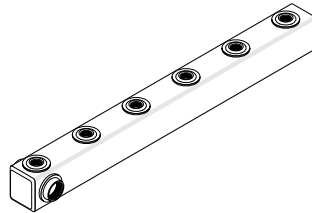
p/n 296 Size 3/4" FIP
5871 Size 1 1/4" FIP
Swing check valve (prevents reverse circulation). FIP fittings. (brass)

Manifold



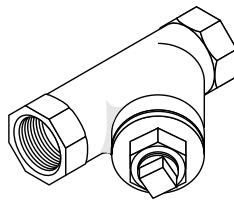
p/n 407 Size Manifold
1 1/2" FIP inlet; four 3/4" FIP outlets.

Manifold



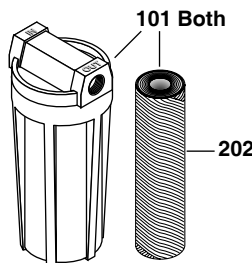
p/n 395 Size 1 1/4" x 3/4" FIP
Two 1 1/4" and six 3/4" FIP (for large building system) manifold. 3" x 3" x 33.5"

Y-Strainer



p/n 1695 Size 3/4"
573 Size 1"
.20 mesh, 3/4" or 1" FIP brass Y-strainer. Recommended to be used when installing Central Plate heat exchangers.

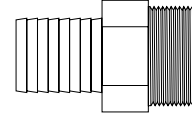
Hot Filter & Cartridge



p/n 101 Size 3/4" FIP
202 Cartridge
#10 hot filter with cartridge (3/4" FIP fittings).

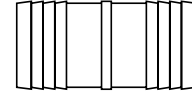
The one who says it cannot be done should never interrupt the one doing it.

Brass Male Adapter



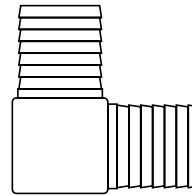
p/n 380 Size 1 1/4" Barb x MIP
1 1/4" brass barb x MIP male adapter for 1 1/4" PEX tube.

Brass Coupling



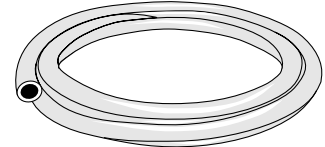
p/n 381 Size 1 1/4" Barb x Barb
1 1/4" brass barb x barb coupling for 1 1/4" PEX tube.

Brass Elbow



p/n 382 Size 1 1/4" Barb x Barb
1 1/4" brass barb x barb elbow for 1 1/4" PEX tube.

1 1/4" PEX® Tube



p/n 5971 Size 1 1/4" x 164'
5972 Size 1 1/4" x 328'

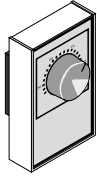
High density oxygen barrier x-link tube. Rated for 185° at 100 psi. Each length should be insulated separately as two will not fit inside Central Therm insulation.

Always install pump in the hot supply line with the arrow pointing away from the outdoor wood furnace and toward the building being heated.

Ability is what you are capable of doing...motivation determines what you do...Attitude determines how well you do it!

STATS, ZONE VALVES, CONTROLS & BASEBOARD ACCESSORIES

Line Voltage Thermostat



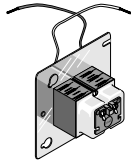
p/n 160 Size 110 Volt
110 volt line voltage thermostat (used to start fan on forced air systems).

24 Volt Thermostat



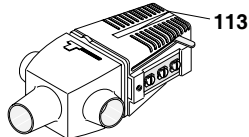
p/n 189 Size 24 Volt
24 volt thermostat used to operate 24 volt 3-way zone valves (requires 24 volt transformer). Can operate fan may also be used with a forced air system as a secondary thermostat.

24 Volt Transformer



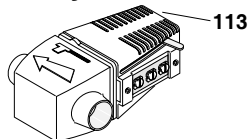
p/n 188 Size 24 Volt
24 volt transformer (used with 24 volt wall thermostat and 24 volt zone valves).

3-Way Zone Valve



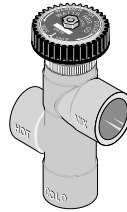
p/n 114 Size 1" Sweat
127 3/4" Sweat
113 Replacement Head
24-volt 3-way zone sweat valve. Used to bypass water for radiant floor heat, baseboard heat, swimming pool heaters, etc. (requires 24 volt transformer).

2-Way Zone Valve



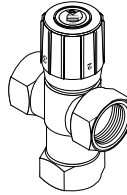
p/n 571 Size 3/4" Sweat
671 1" Sweat
113 Replacement Head
24-volt 2-way zone sweat valve (requires 24 volt transformer).

Tempering Valve



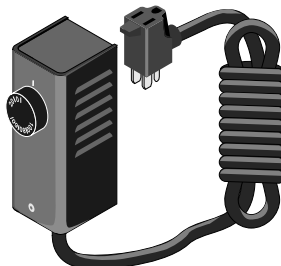
p/n 163 Size 1/2" Sweat
140 3/4" Sweat
Mixing valve for tempering hot water. Adjustable range 120° - 160° F (1/2" or 3/4" sweat fittings).

Anti-Scald Mixing Valve



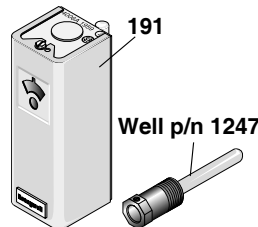
p/n 306 Size 1/2" NPT
309 3/4" NPT
307 1" NPT
Anti-Scald mixing valve, tempering control valve, for controlling water temperature in radiant floor heat (temperature range 110° - 145° F) or reducing domestic hot water temperature.

Plug-in Thermostat



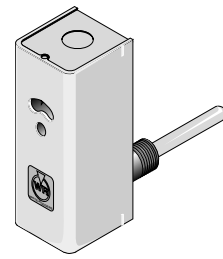
p/n 368 Size 110 Volt
110 volt plug-in thermostat (operates fan; 13.5 amp rated).

Pool Aquastat & Well



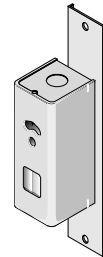
p/n 191 Size 1/2" NPT
1247
Immersible aquastat, 40° F to 180° F range. 1° differential, for controlling water temperature in pools, spas, etc. (1/2" NPT fitting). Well sold separately.

Adjustable Aquastat



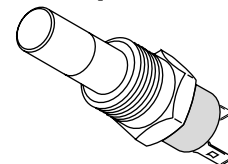
p/n 169
Immersible, adjustable (110-240° F) aquastat with 1/2" MPT fitting on well (either close on rise or open on rise). Recommended operating setting between 165° and 195° F.

Adjustable Aquastat



p/n 204
Surface mount 100° F to 240° F adjustable aquastat (for 1992 or older model Classic Furnaces).

Fixed Aquastat, 185°



p/n 290
Immersible, non-adjustable aquastat (1/2" MPT fitting).

Baseboard Joiner

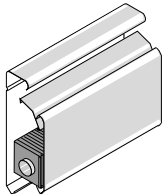


p/n 230
Baseboard joint cover for joining continuous lengths of baseboard.

Radiant heating is a process by which energy leaves the surface of an object and travels to the surface of a cooler object in the form of electromagnetic waves.

BASEBOARD ACCESSORIES & SWEAT FITTINGS

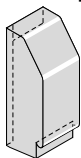
Complete Baseboard



p/n	Size
234	2'
235	3'
236	4'
237	5'
238	6'

Baseboard (heating element and cover). 550 BTU/ft @ 180° water temperature. 4 GPM flow rate. 3/4" copper sweat fittings. End caps and corners sold separately.

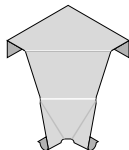
End Caps



p/n	Size
232	Left
233	Right

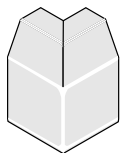
Left and right hand caps for radiant baseboard heater covers.

Inside Corner



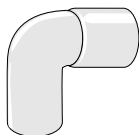
p/n	Description
182	Inside corner cover for baseboard water heater.

Outside Corner



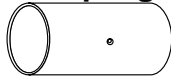
p/n	Description
183	Outside corner cover for baseboard water heater.

Street Elbow, 1"



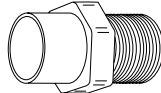
p/n	Description
103	1" FTG x C
	90° street elbow, female sweat x male sweat copper fitting.

Coupling



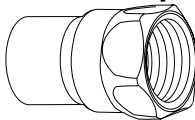
p/n	Description
146	3/4", C x C
147	1", C x C
	Sweat to sweat copper coupling.

Male Adapter



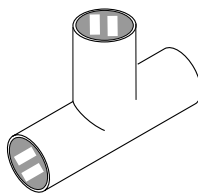
p/n	Description
116	3/4" x 3/4", C x MIP
	3/4" MPT to 3/4", thread to sweat copper pipe adapter.

Female Adapter



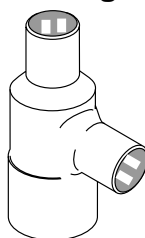
p/n	Description
164	1" x 3/4", C x FIP
117	3/4" x 3/4", C x FIP
	Sweat to thread copper pipe adapter.

Tee



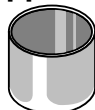
p/n	Description
138	1", C x C x C
255	3/4" C x C x C
	Sweat x sweat x sweat copper tee.

Reducing Tee



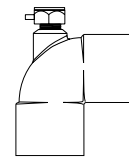
p/n	Description
178	1 1/2" x 1" x 1", C x C x C
	1 1/2" x 1" x 1" sweat x sweat x sweat copper tee.

Copper Cap



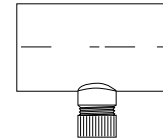
p/n	Description
376	1", C
	1" Sweat copper end cap.

Vent Elbow



p/n	Description
372	3/4", C x C
112	1", C x C
	Vent elbow, sweat to sweat copper fitting.

Drain Coupling



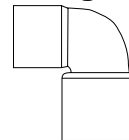
p/n	Description
373	3/4", C x C
	Sweat to sweat copper drain coupling.

Reducer



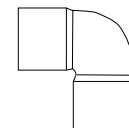
p/n	Description
231	1" FTG x 3/4" C
	1" x 3/4" sweat x sweat copper reducer.

Reducing Elbow



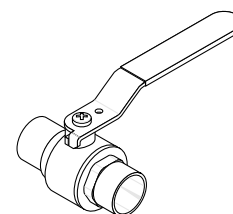
p/n	Description
123	1" x 3/4", C x C
	90° reducing copper elbow. Sweat x sweat, both female.

Elbow



p/n	Description
276	3/4", C x C
277	1", C x C
	90° copper elbow. Sweat x sweat, both female.

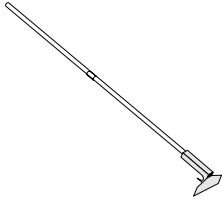
Brass Ball Valve



p/n	Description
200	3/4", C x C
	3/4" sweat x sweat ball valve.

MAINTENANCE PRODUCTS & ACCESSORIES

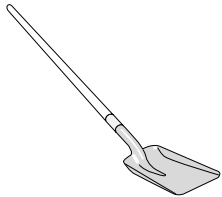
Hoe



p/n
308

Firebox maintenance tool with metal handle.

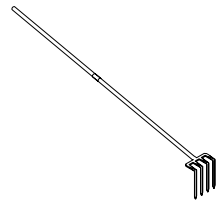
Ash Shovel



p/n
299

Shovel used for removing ashes from furnace.

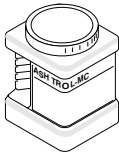
Ash Rake



p/n
300

Long metal handle ash rake used to pull coals forward and stir ashes.

Ashtrol



p/n
297

Size
6.25 lbs

Furnace firebox pH modifier.

Corrosion Inhibitor



p/n
165

Corrosion inhibitor for water jacket. HF 36, HF 48, & CL 4436 use 1 unit, SCL 5636 use 1½ units; CL 5648, SCL 5648, & HF 60 use 2 units; CL 7260 & Pallet Burner use 4 units.

Sludge Conditioner



p/n
166

Size
1 Gal.

Sludge conditioner reduces mineral deposits in water-to-water heat exchangers. HF 36 uses ½ gal.; CL 4436, CL 5648, HF 48, & HF 60 use 1 gal.; CL 7260 & Pallet Burner use 2 gal.

Water Test Kits



p/n
405

Item
Complete Kit

153

Litmus Paper*

403

Permanganate*

404

Sulfuric Acid*

597

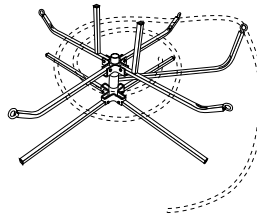
Complete Kit**

Water test kits (pH test strip included).

* Replacement items

** Anti-freeze compatible

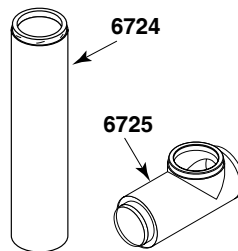
Decoiler



p/n
1323

Tube uncoiling reel. Useful when installing ½" tubing.

Stainless Chimney



p/n

Description

6724

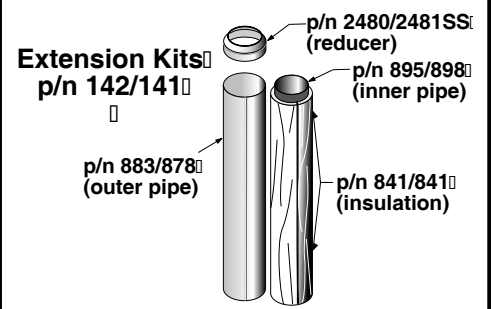
4' Extension

6725

Tee

Type HT listed, factory built all stainless steel chimney sections and tee. Sections are 4 feet long.

Chimney Extension



Stainless Steel Reducer

p/n

Size

2480*

10" x 8" SS

2481**

12" x 10" SS

Inner Pipe (Stainless)

895*

8" x 4'

898**

10" x 4'

Outer Pipe (Galvanized)

883*

10" x 4'

878**

12" x 4'

Insulation (* one piece per section; ** two pieces per section)

841

30" x 4'

Chimney Kit

142*

8" x 4' Kit

141**

10" x 4' Kit

Replacement Kit (Includes weld-on ring)

391

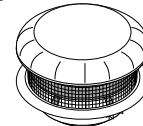
Replacement Kit

* CL 4436, CL 5648, & all HF models

** Pallet Burner and CL 7260 models

Chimney extension kits. Attach to existing chimney then assemble cover. p/n 2480 & 2481 are stainless steel. Two sections of insulation (p/n 841) will be needed for each section of large diameter pipe.

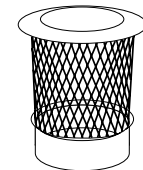
Spark Arrestor



p/n
396

Stainless steel spark arrestor for new style chimney (p/n 6724).

Spark Arrestor



p/n
392
393


Size
8"
10"

Stainless steel, expanded metal spark arrestor (p/n 392 is for the CL 4436 & CL 5648; p/n 393 is for the CL 7260 & Pallet Burner).

Radiation only becomes heat when absorbed by a material.

MAINTENANCE PRODUCTS & ACCESSORIES


Temp Gauge



p/n
174

In-line, dial temperature gauge (1/2" MPT).
Optional for manifolds, pool heater systems,
etc.

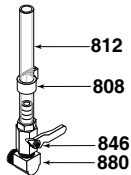
Vent Cap



p/n
320

Replacement vent cap. Helps prevent water
loss through the vent pipe.

Sight Gauge Components



p/n	Item
812	5/16" tube
808	Clip
846	1/4" Valve
880	1/4" Elbow

Transparent tube for sight gauge, plastic
clips, or water level valve.

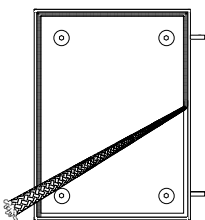
Black Silicone, High Temperature



p/n	Size
806	10.1 oz.

100% silicone adhesive.

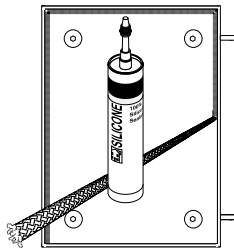
Door Seal Rope



p/n	Application
809	3/4" (price/ft)
359	CL 4436 & HF 48 (8')
360	CL 5648 & HF 60 (9')
338	1" (price/ft)
361	CL 7260 (12 ft)
367	Pallet Burner (23 ft)

Sold by the foot or precut to proper lengths
for each furnace (no silicone included).

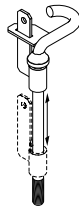
Door Seal Kit



p/n	Application
362	CL 4436 & HF 48
363	CL 5648 & HF 60
364	CL 7260
365	Pallet Burner

Fiberglass rope and black silicone adhesive.

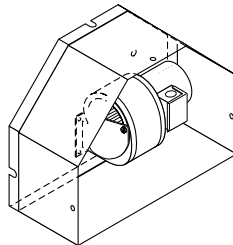
Door Lock Kit



p/n	Application
5575	Steel Door CL 7260 & PB
537	Other Cam Loc Models*

Prevents unauthorized access to the firebox.
* Including CL 7260 Cast Iron Door.

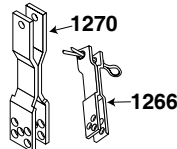
Draft Inducer



p/n	Application
400	Side Draft
500	Cast Door
700	Flat Front Door
6576	CL 7260 Door

Bolts to existing draft hood (fan included).
Must use 3 amp fuse.

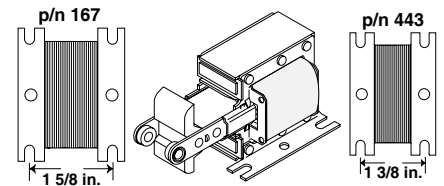
Linkage



p/n	Application
1266	All linkage Models
1270	Wire Loop Models

Solenoid to damper control linkage. Each
linkage comes complete with cotter pins.

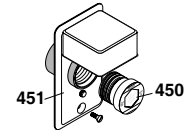
Solenoid



p/n	Application/Date
167	Pre 6/2000
443	After 6/2000

Damper control solenoid. Solenoids are not
interchangeable. Solenoid (p/n 443) has a 1
3/8" center-to-center for the bracket holes.
Solenoid (p/n 167) has a 1 5/8" center-to-
center for the bracket holes.

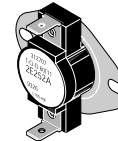
Fuse & Socket



p/n	Item
450	5A Fuse
451	5A Socket

5 amp fuse and 5 amp fuse socket.

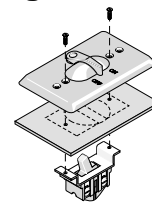
High Limit Switch/ Snap Disc



p/n	Temperature
192	190°
5977	150-200°
5778	145-160°

p/n 192 (opens on temperature rise).
p/n 5977 & 5778 are dual fuel replacement
snap discs (5977 is the center disc).

Light Switch



p/n	
187	

Includes cover plate and seal.

Tile Tape

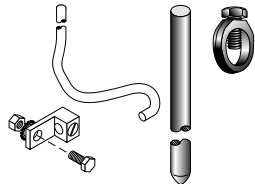


p/n	
251	

Recommended for taping CENTRAL
THERM® insulation joints.

ACCESSORIES, MAINTENANCE PARTS & ELECTRICAL

Grounding Rod Kit




p/n
6593

Item
Kit

Used to electrically ground furnace.

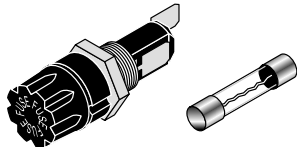
Power Inverter



p/n
457

Can be used to convert DC current from a 12V battery to AC 110 current. Used as a backup for 110 volt pump and/or furnace.

Fuses & Fuse Holder

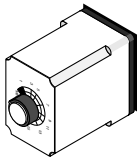


p/n
1085
1087
1089
6648

Item
Fuse Holder
2 Amp
3 Amp
5 Amp

2, 3, & 5 amp fuses and fuse holder protect solenoid from overload. 5amp fuse is for dual fuel models.

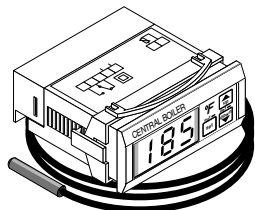
Time Delay Relay



p/n
5775

Replacement relay for dual fuel furnaces.

Digital Temperature Controller



p/n
5947

Replacement controller for furnaces.

Temperature Sensing Wire



p/n
725

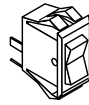
Description
Wire

Replacement temperature sensing wire for furnaces with a digital temperature controller (p/n 5947).

Rocker Switch

6501

6500



Light Switch

Power Supply

p/n
6501

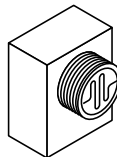
Function
ON-OFF-ON

6500

ON-OFF

Replacement switches for furnaces.

Photoelectric Eye



p/n
5998

Replacement photoelectric eye for furnaces.

Lens & Light Bulb

6510

6509



p/n
6510

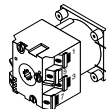
Description
Lens

6509

Light Bulb

Replacement lens and light bulbs for furnaces.

Contact Block



p/n
6497

Replacement contact block for dual fuel furnaces.

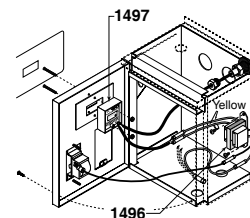
Selector Switch



p/n
6498

Replacement selector switch for dual fuel furnaces.

LED Temperature Display



p/n
1497

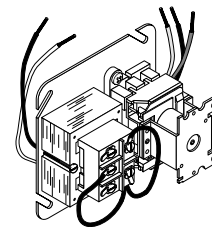
Item

1496

LED Display
Transformer

LED temperature display, requires 110 V to 12 V transformer (p/n 1496).

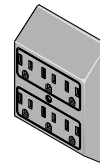
Fan Center Relay



p/n
515

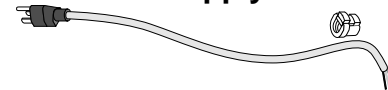
The relay is used to control a 110 V fan with a 24 V thermostat.

Outlet Conversion Receptacle



p/n
582

Power Supply Cord

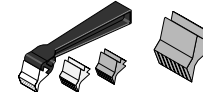


p/n
556

Size
32"

May be used to wire pumps when installed on furnaces. Comes with strain relief.

Fin Comb



p/n
5918

Tool with 6 interchangeable heads for straightening fins on water to air heat exchangers, for all units with 8, 9, 10, 11, 12, and 14 fins per inch.

NUMERICAL PARTS INDEX

p/n	Description	Page						
100	Flux (6 oz.)	8	299	Ash Shovel	12	883	Outer Pipe (Galvanized), 10"x 4'	12
101	Hot Filter & Cartridge, 3/4" FIP	9	300	Ash Rake	12	895	Inner Pipe (Stainless), 8"x 4'	12
102	Heat Exchanger Coil (95k BTU)	4	301	Air Handler Cabinet, 100k-140k BTU	5	898	Inner Pipe (Stainless), 10"x 4'	12
103	Street Elbow, 1" FTG x C	11	303	Air Handler Cabinet, 185k-220k BTU	5	1085	Fuse Holder	14
105	Hex Bushing, 1 1/2 x 3/4"	8	306	Anti-Scald Mixing Valve, 1/2" NPT	10	1087	2 Amp Fuse	14
106	Heat Exchanger Coil (100k BTU)	4	307	Anti-Scald Mixing Valve, 1" NPT	10	1089	3 Amp Fuse	14
107	Heat Exchanger Coil (125k BTU)	4	308	Hoe	12	1247	Well, 1/2" NPT	10
108	Heat Exchanger Coil (140k BTU)	4	309	Anti-Scald Mixing Valve, 3/4" NPT	10	1266	Linkage (All linkage Models)	13
109	Heat Exchanger Coil (80k BTU)	4	314	Nipple, 1 1/2" x Close	8	1270	Linkage (Wire Loop Models)	13
110	Heat Exchanger Coil (185k BTU)	4	318	Double Wall Side-Arm Heat Exchanger	7	1272	Pump Flange Kit, 1 1/4"	6
111	Heat Exchanger Coil (220k BTU)	4	320	Vent Cap	13	1280	Motor	4
112	Vent Elbow, 1", C x C	11	321	Cabinet	4	1311	Central PEX® 1" Tube x 100'	6
113	2-Way Zone Valve Replacement Head	10	322	Fan	4	1312	Central PEX® 1" Tube x 200'	6
114	3-Way Zone Valve, 1" Sweat	10	323	Cabinet	4	1313	Central PEX® 1" Tube x 300'	6
116	Male Adapter, 3/4" x 3/4", C x MIP	11	324	Crimp Tool, 1/2"	6	1314	Central PEX® 1" Tube x 500'	6
117	Female Adapter, 3/4" x 3/4", C x FIP	11	325	Hex Bushing, 3/4" x 1/2"	8	1320	Central PEX® 1/2" Tube x 300'	6
118	Nipple, 3/4" x Close	8	330	3 Way Valve, 3/4" FIP	9	1321	Central PEX® 1/2" Tube x 500'	6
119	Pump Flange Kit, 3/4"	6	331	Pipe Plug, 3/4"	8	1322	Central PEX® 1/2" Tube x 1000'	6
123	Reducing Elbow, 1" x 3/4", C x C	11	335	Hex Bushing, 2" x 3/4"	8	1323	Decoiler	12
124	45° Street Elbow, 3/4"	9	338	Door Seal Rope, 1" (price/ft)	13	1324	PEX Adapter, 1" PEX x 1" MIP	6
126	Brass 90° Street Elbow, 3/4"	9	353	Louvers, fits 111	4	1325	Solder	8
127	3-Way Zone Valve, 3/4" Sweat	10	354	Louvers, fits 108	4	1329	Manifold w/Valves, 3 Loop	7
133	Tee, 3/4" NPT	8	355	Louvers, fits 106	4	1330	PEX Adapter, 1" PEX x 3/4" MIP	6
138	Tee, 1", C x C x C	11	359	Door Seal Rope, CL-4436 & HF48 (8')	13	1331	PEX Adapter, 1" PEX x 1" C	6
140	Tempering Valve, 3/4" Sweat	10	360	Door Seal Rope, CL-5648 & HF60 (9')	13	1332	PEX Tee, 1"	6
141	Chimney Kit, 10"x4' Kit	12	361	Door Seal Rope, CL-7260 (12 ft)	13	1333	PEX Coupling, 1"	6
142	Chimney Kit, 8"x 4' Kit	12	362	Door Seal Kit, CL-4436 & HF48	13	1334	PEX Elbow, 1"	6
145	Crimp Tool, 1"	6	363	Door Seal Kit, CL-5648 & HF60	13	1335	PEX Crimp Ring, 1"	6
146	Coupling, 3/4", C x C	11	364	Door Seal Kit, CL-7260	13	1336	PEX Adapter, 1/2" PEX x 3/4" MIP	6
147	Coupling, 1", C x C	11	365	Door Seal Kit, Pallet Burner	13	1337	PEX Adapter, 1/2" PEX x 1/2" C	6
148	Heat Exchanger, Shell & Tube, 27"	7	367	Door Seal Rope, Pallet Burner (23 ft)	13	1338	PEX Tee, 1/2"	6
151	Heat Exchanger, Shell & Tube, 60"	7	368	Plug-in Thermostat, 110 Volt	10	1339	PEX Coupling, 1/2"	6
153	Litmus Paper	12	372	Vent Elbow, 3/4", C x C	11	1340	PEX Elbow, 1/2"	6
154	Blower & Motor, 1/4 HP	4	373	Drain Coupling, 3/4", C x C	11	1341	PEX Adapter, 1/2" PEX x 1/2" MIP	6
160	Line Voltage Thermostat, 110 Volt	10	376	Copper Cap, 1", C	11	1342	PEX Crimp Ring, 1/2"	6
163	Tempering Valve, 1/2" Sweat	10	378	Cleaning Brush, 3/4"	8	1349	Manifold w/Valves, 2 Loop	7
164	Female Adapter, 1" x 3/4", C x FIP	11	379	Cleaning Brush, 1"	8	1496	Transformer	14
165	Corrosion Inhibitor	12	380	Brass Male Adapter, 1 1/4" Barb x MIP	9	1497	LED Temperature Display	14
166	Sludge Conditioner, 1 Gal.	12	381	Brass Coupling, 1 1/4" Barb x Barb	9	1695	Y-Strainer, 3/4"	9
167	Solenoid (Pre 6/2000)	13	382	Brass Elbow, 1 1/4" Barb x Barb	9	1880	Manifold w/o Valves, 2 Loop	7
169	Adjustable Aquastat	10	383	Pipe Plug, 1 1/4"	8	1885	Manifold w/o Valves, 3 Loop	7
170	Replacement Cartridge 007	6	385	Brass Hex Bushing, 1 1/2" x 3/4"	8	2053	Fittings Kit	8
171	007 Taco Pump	5	388	Hex Bushing, 1 1/4" x 3/4"	8	2480	Stainless Steel Reducer, 10"x 8" SS	12
172	Replacement Cartridge 009	6	391	Replacement Kit	12	2481	Stainless Steel Reducer, 12"x 10" SS	12
173	009 Taco Pump	5	392	Spark Arrestor, 8"	12	3851	Brass Hex Bushing, 1 1/4" x 3/4"	8
174	Temp Gauge	13	393	Spark Arrestor, 10"	12	5459	Pipe Plug Wrench Set	8
175	Bronze Pump	5	395	Manifold, 1 1/4" x 3/4" FIP	12	5575	Door Lock Kit, CL 7260 & Pallet Burner	13
177	Heat Exchanger, Shell & Tube, 48"	7	396	Spark Arrestor	12	5734	FlatPlate Heat Exchanger, 3/4 in.	7
178	Reducing Tee, 1 1/2" x 1" x 1", C x C x C	11	400	Draft Inducer, Side Draft	13	5735	FlatPlate Heat Exchanger, 1 in.	7
180	Hex Bushing, 3/4" x 1/8"	8	403	Permanganate	12	5736	FlatPlate Heat Exchanger, 1 in.	7
182	Inside Corner	11	404	Sulfuric Acid	12	5737	FlatPlate Heat Exchanger, 1 in.	7
183	Outside Corner	11	405	Water Test Kit	12	5738	FlatPlate Heat Exchanger, 1 in.	7
186	Ball Valve, 1/2"	9	407	Manifold	9	5744	FlatPlate Heat Exchanger, 1 1/4 in.	7
187	Light Switch	13	408	Hex Bushing, 1 1/2" x 1 1/4"	8	5747	FlatPlate Heat Exchanger, 1 1/4 in.	7
188	24 Volt Transformer	10	409	Nipple, 1 1/4" x Close	8	5769	FlatPlate Heat Exchanger, 1 1/4 in.	7
189	24 Volt Thermostat	10	410	Ball Valve, 1 1/4"	9	5775	Time Delay Relay	14
191	Pool Aquastat	10	411	90° Street Elbow, 1 1/4"	8	5778	Snap Disc	13
192	High Limit Switch, 190°	13	412	Hex Bushing, 1 1/4" x 1/2"	8	5807	FlatPlate Mounting Bracket	7
194	Pump Flange Kit, 1"	6	413	Priority Zoning 007 Taco Pump	5	5814	FlatPlate Heat Exchanger, 1 1/4 in.	7
195	PEX Tube Cutter	6	415	Plenum	5	5842	FlatPlate Heat Exchanger, 1 1/4 in.	7
198	Ball Valve, 3/4"	9	443	Solenoid (After 6/2000)	13	5871	Swing Check Valve, 1 1/4" FIP	9
199	Hose Bib, 3/4"	8	450	5A Fuse	13	5907	Brass Pipe Union, 3/4"	8
200	Brass Ball Valve, 3/4", C x C	11	451	5A Socket	13	5908	Brass Pipe Union, 1"	8
202	Cartridge	9	457	Power Inverter	14	5909	Brass Pipe Union, 1 1/4"	8
203	Blower & Motor, 1/8 HP	4	500	Draft Inducer, Cast Door Draft	13	5918	Fin Comb	14
204	Adjustable Aquastat	10	505	Nipple, Brass 1 1/2" x Close	8	5925	Ratchet Crimp Tool, 1/2", 1"	6
208	Blower & Motor, 1 HP	4	506	Sleeve Dispenser	7	5926	PEX Steel Clamp (crimp ring)	6
218	011 Taco Pump	5	515	Fan Center Relay	14	5927	PEX Steel Clamp (crimp ring), 1/2"	6
219	Replacement Cartridge 011	6	524	Central Therm@ Sleeve, 100'	7	5947	Digital Temperature Controller	14
221	Replacement Cartridge 012	6	525	Central Therm@ Sleeve, 200'	7	5971	1 1/4" PEX® Tube, 1 1/4" x 164'	9
222	Replacement Cartridge 006	6	526	Central Therm@ Sleeve, 300'	7	5972	1 1/4" PEX® Tube, 1 1/4" x 328'	9
223	Isolation Flange Kit, 3/4"	6	527	Central Therm@ Sleeve, 500'	7	5977	Snap Disc	13
230	Baseboard Joiner	10	532	O-Ring	6	5978	Hose Clamp, 1"	6
231	Reducer, 1" FTG x 3/4" C	11	533	Nipple, 3/4 x 2"	8	5998	Photoelectric Eye	14
232	End Caps, Left	11	534	Nipple, 3/4 x 7"	8	6497	Contact Block	14
233	End Caps, Right	11	535	Nipple, Brass 3/4 x 2"	8	6498	Selector Switch	14
234	Complete Baseboard, 2'	11	537	Door Lock Kit, Other Cam-Loc Models	13	6500	Rocker Switch (ON-OFF)	14
235	Complete Baseboard, 3'	11	556	Power Supply Cord, 32"	14	6501	Rocker Switch (ON-OFF-ON)	14
236	Complete Baseboard, 4'	11	571	2-Way Zone Valve, 3/4" Sweat	10	6509	Light Bulb	14
237	Complete Baseboard, 5'	11	573	Y-Strainer, 1"	9	6510	Lens	14
238	Complete Baseboard, 6'	11	582	Outlet Conversion Receptacle	14	6576	Draft Inducer, CL 7260 Door	13
241	Central Therm@ Insulation, 8'	7	591	Side Arm Heat Exchanger, 40"	8	6593	Grounding Rod Kit	14
242	Central Therm@ Insulation, 4'	7	597	Water Test Kits	12	6648	5 Amp Fuse	14
244	CentralFlex™, 100'	7	671	2-Way Zone Valve, 1" Sweat	10	6677	Fittings Kit, Threaded	7
248	End Cap	7	672	Central Therm@ Sleeve, 800'	7	6678	Fittings Kit, Sweat	7
249	CentralFlex™, 500'	7	700	Draft Inducer, Flat Front Door	13	6679	Female Adapter	7
251	Tile Tape	13	704	Heat Exchanger Coil (125k BTU)	4	6724	Stainless Chimney	12
255	Tee, 3/4" C x C x C	11	725	Temperature Sensing Wire	14	6725	Stainless Chimney Tee	12
274	90° Street Elbow, 3/4"	9	806	Black Silicone, High Temperature	13	6727	Offset Tee	8
276	Elbow, 3/4", C x C	11	808	Clip	13	6771	Kickspace Hydronic Heater	5
277	Elbow, 1", C x C	11	809	Door Seal Rope, 3/4" (price/ft)	13	6772	Kickspace Hydronic Heater	5
286	Automatic Vent Valve, 1/8" NPT	8	812	5/16" tube	13	6773	Kickspace Hydronic Heater	5
287	Heat Exchanger Coil (50k BTU)	4	841	Insulation, 30"x 4'	12	6774	Recessed Wall Hydronic Heater	5
290	Fixed Aquastat, 185°	10	846	1/4" Valve	13	6775	Floor Hydronic Heater	5
293	PEX Hanger, 1/2"	7	848	Motor Frame	4	6776	Wall Mount Hydronic Heater	5
295	PEX Hanger, 1"	7	849	Transition	4	6777	Wall Mount Hydronic Heater	5
296	Swing Check Valve, 3/4" FIP	9	851	Fan Blades	4	6778	Wall Mount Hydronic Heater	5
297	Ashtrol, 6.25 lbs	12	878	Outer Pipe (Galvanized), 12" x 4'	12	6779	Wall Mount Hydronic Heater	5
			880	1/4" Elbow	13			